













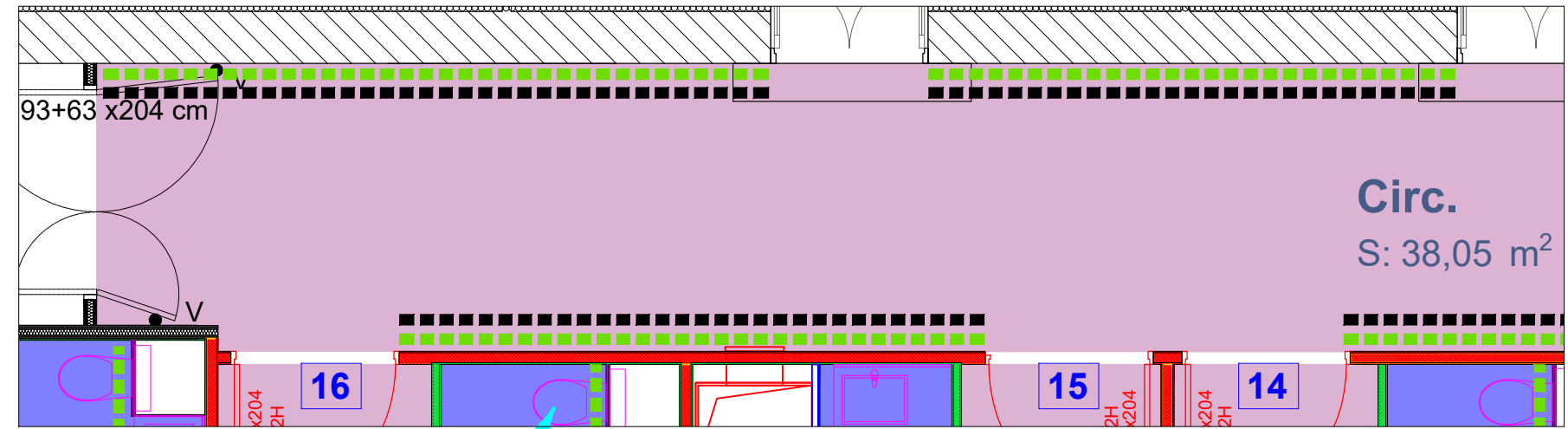
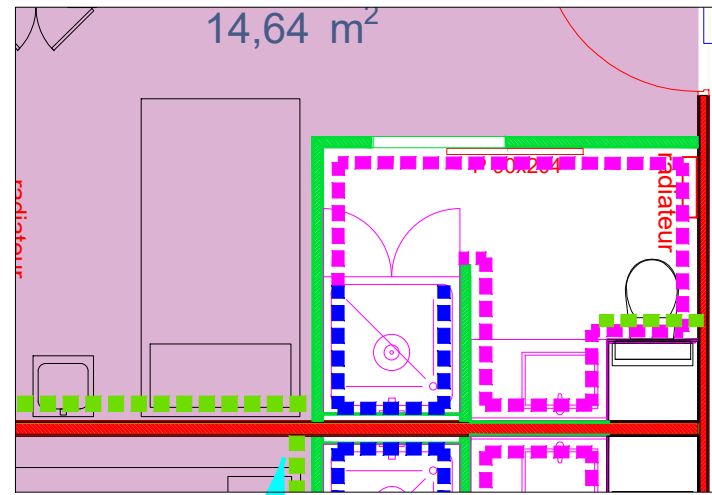


MURS FINITIONS

	Peinture
	Toile de verre + peinture
	Taradouche
	Faïence
	Protection murale DECOCHOC
	Main courante
	Protection huisseries portes DECOCHOC

-  Peinture
-  Toile de verre + peinture
-  Taradouche
-  Faiënce
-  Protection murale DECOCHOC
-  Main courante
-  Protection huisseries portes DECOCHOC



The floor plan illustrates a hospital ward layout with the following rooms and areas:

- Top Left:** Chambre (SR: 20,75 m²), Doublage acoustique, Réunion (S: 39,69 m²), Chambre (SR: 23,16 m²).
- Left Wing:** Chambre (SR: 24,82 m²), CH (SR: 14,04 m²), CH (SR: 21,43 m²), CH (SR: 20,36 m²), CH (SR: 27,54 m²).
- Central Area:** Rgt (S: 9,09 m²), Chambre prox (SR: 20,69 m²), Chambre prox (SR: 17,61 m²), Bur. IDE (S: 19,11 m²), Salle de soins (S: 12,48 m²), DJIN (S: 12,31 m²), Tisanerie (S: 19,43 m²), DJIN (S: 12,31 m²), Salle de soins (S: 12,48 m²), Prépa 1 (S: 15,89 m²), Prépa 2 (S: 15,89 m²), Bur. IDE (S: 19,59 m²), Prit (S: 6,19 m²).
- Right Wing:** Circ. (S: 61,72 m²), Circ. (S: 27,25 m²), Circ. (S: 7,76 m²), Circ. (S: 11,18 m²), Circ. (S: 4,08 m²), Circ. (S: 10,16 m²), Urg. (S: 9,11 m²), CH17 (SR: 19,93 m²), CH16 (SR: 19,93 m²), CH15 (SR: 19,32 m²), CH14 (SR: 19,32 m²), CH13 (SR: 20,96 m²), CH12 (SR: 17,97 m²), CH11 (SR: 20,91 m²), Sani. patients (S: 10,17 m²), Sani. pers. (S: 2,66 m²), Réserve (S: 1,42 m²), Linde sale (S: 9,19 m²), Linde propre (S: 8,54 m²).
- Other Labels:** TDB-11, TDB-12, Existing non modifié (S: 47,36 m²), Balie accessible, CF 1h, Ascenseur, CH11, CH12, CH13, CH14, CH15, CH16, CH17, CH, CH1, CH2, CH3, CH4, CH5, CH6, CH7, CH8, CH9, CH10, CH11, CH12, CH13, CH14, CH15, CH16, CH17, CH18, CH19, CH20, CH21, CH22, CH23, CH24, CH25, CH26, CH27, CH28, CH29, CH30, CH31, CH32, CH33, CH34, CH35, CH36, CH37, CH38, CH39, CH40, CH41, CH42, CH43, CH44, CH45, CH46, CH47, CH48, CH49, CH50, CH51, CH52, CH53, CH54, CH55, CH56, CH57, CH58, CH59, CH60, CH61, CH62, CH63, CH64, CH65, CH66, CH67, CH68, CH69, CH70, CH71, CH72, CH73, CH74, CH75, CH76, CH77, CH78, CH79, CH80, CH81, CH82, CH83, CH84, CH85, CH86, CH87, CH88, CH89, CH90, CH91, CH92, CH93, CH94, CH95, CH96, CH97, CH98, CH99, CH100.

The floor plan illustrates a hospital ward layout with the following rooms and areas:

- Top Left:** Chambre (SR: 20,75 m²), Doublage acoustique, Réunion (S: 39,69 m²), Chambre (SR: 23,16 m²).
- Left Wing:** Chambre (SR: 24,82 m²), CH (SR: 14,04 m²), CH (SR: 21,43 m²), CH (SR: 20,36 m²), CH (SR: 27,54 m²).
- Central Area:** Rgt (S: 9,09 m²), Chambre prox (SR: 20,69 m²), Chambre prox (SR: 17,61 m²), Bur. IDE (S: 19,11 m²), Salle de soins (S: 12,48 m²), DJIN (S: 12,31 m²), Tisanerie (S: 19,43 m²), DJIN (S: 12,31 m²), Salle de soins (S: 12,48 m²), Prépa 1 (S: 15,89 m²), Prépa 2 (S: 15,89 m²), Bur. IDE (S: 19,59 m²), Prit (S: 6,19 m²).
- Right Wing:** Circ. (S: 61,72 m²), Circ. (S: 27,25 m²), Circ. (S: 7,76 m²), Circ. (S: 10,16 m²), Urg. (S: 9,11 m²), CH17 (SR: 19,93 m²), CH16 (SR: 19,93 m²), CH15 (SR: 19,32 m²), CH14 (SR: 19,32 m²), CH13 (SR: 20,96 m²), CH12 (SR: 17,97 m²), CH11 (SR: 20,91 m²), Sani. patients (S: 10,17 m²), Sani. pers. (S: 2,66 m²), Réserve (S: 1,42 m²), Linde sale (S: 9,19 m²), Linde propre (S: 8,54 m²).
- Other Labels:** TDB-11, TDB-12, Existing non modifié (S: 47,36 m²), Balie accessible, CF 1h, Ascenseur, CH20, CH21, CH22, CH23, CH24, CH25, CH26, CH27, CH28, CH29, CH30, CH31, CH32, CH33, CH34, CH35, CH36, CH37, CH38, CH39, CH40, CH41, CH42, CH43, CH44, CH45, CH46, CH47, CH48, CH49, CH50, CH51, CH52, CH53, CH54, CH55, CH56, CH57, CH58, CH59, CH60, CH61, CH62, CH63, CH64, CH65, CH66, CH67, CH68, CH69, CH70, CH71, CH72, CH73, CH74, CH75, CH76, CH77, CH78, CH79, CH80, CH81, CH82, CH83, CH84, CH85, CH86, CH87, CH88, CH89, CH90, CH91, CH92, CH93, CH94, CH95, CH96, CH97, CH98, CH99, CH100.